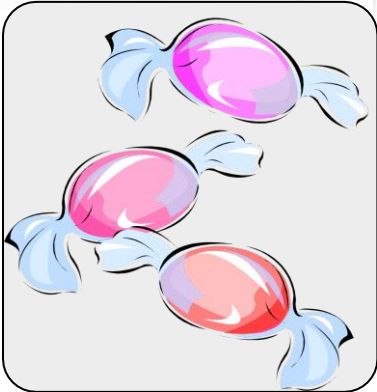




A Very Special Day by Jourdan Saunders, M.S., CF-SLP

1. Have the students pretend that they are having a birthday party.
2. First, talk about different vocabulary words related to having a birthday party (i.e. balloons, presents). Students can point to their birthdays on a calendar.
3. Students can choose from different objects or pictures of presents to bring to the birthday party.
4. Read the story A Very Special Day by Ana Paula G. Mummy, Illustrations by Korey Scott.
5. Each student can take turns reading each page and answering questions related to the corresponding page.
6. After each student can say what they brought to the birthday party (i.e. "I went birthday party and I brought _____, _____, _____").

All of the Images below were compiled in Microsoft Word Clip Art



Other Websites and Activities that go with the Birthday Theme

- <http://www.teachingheart.net/Birthdayunit.html>
- <http://www.mrsgoldsclass.com/Birthdays.htm>
- <http://www.dltk-kids.com/crafts/birthday/index.html>